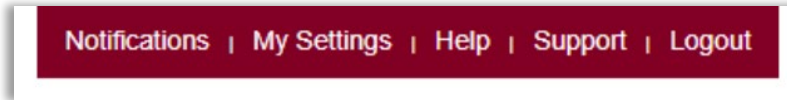
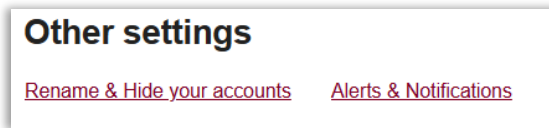


Alerts & Notifications

1. From the top right of the main menu, select “My Settings”



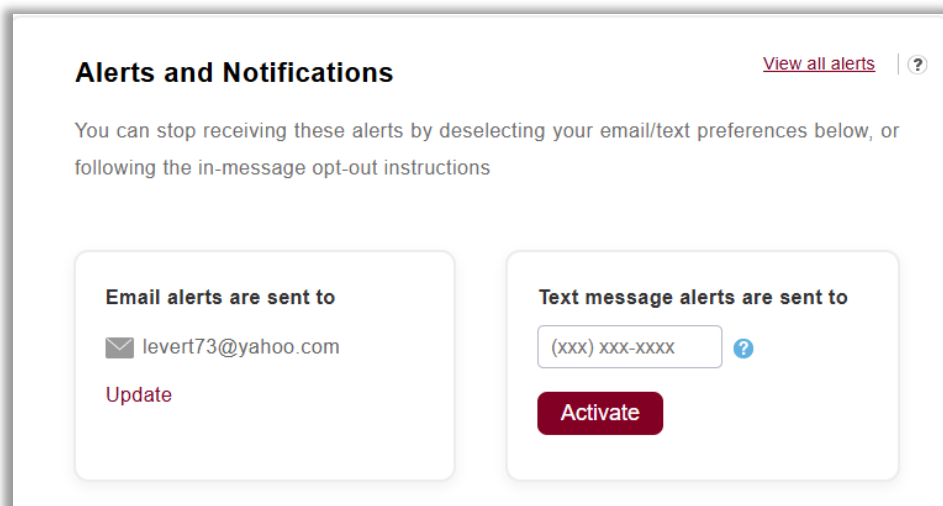
2. From the bottom of the screen, select “Other Settings”, select “Alerts & Notification”



3. From the “Alerts & Notifications” screen, you can:
 - Activate alerts and notifications by setting up email or text message alerts
 - “View all alerts” that are created
 - Add new alerts and notifications

Including:

- Balance update
- Low/High Balance
- Large withdrawal/deposit
- Check cleared
- Loan payment due
- Loan payment overdue
- Personal message
- Stop receiving alerts and notifications



Alert Type Add an alert +

Balance update
Once a week on Friday ▼ send me the balance of N

Large withdrawal
If a withdrawal in NB Checking - *2741 equals or exc

Large deposit
If a deposit in NB Checking - *2741 equals or exceed

Low balance
If NB Checking - *2741 falls below \$ 100

Which alert would you like to add?

Accounts

- Balance update

Activity

- Low balance
- High balance
- Large withdrawal
- Large deposit
- Check cleared

Reminders

- Loan payment due
- Loan payment overdue
- Personal message